




Tracks And Accessories



3 Wire System




2 Wire System



Wide 2 Wire System


3 Wire Tracks

8 FTR3(G/S/W/B), 6FTR3(G/S/W/B)
 4 FTR3(G/S/W/B), 2FTR3(G/S/W/B)
 Length of 8, 6, 4, 2 feet,
 Finish of white, Black, Satin and Gold



2 Wire Tracks

8 FTR2(W/B) , 6FTR2(W/B)
 4 FTR2(W/B) , 2FTR2(W/B)
 Length of 8, 6, 4, 2 feet,
 Finish of white and Black



Pendant Kit Assembly-PKA-12"/18"/24"/36"/48"(W/B).

To Lower the Track Structure, Stem Length of 12, 18, 24, 36, 48 inches.
 Also, Field Cut the Stem to Accommodate the Length Required, Using
 Associate Ring To Fix Cut Edge. Color of White or Black.


Associate Ring-ASOR



Slope Pendant Adaptor:

SLOPEN(W/B)

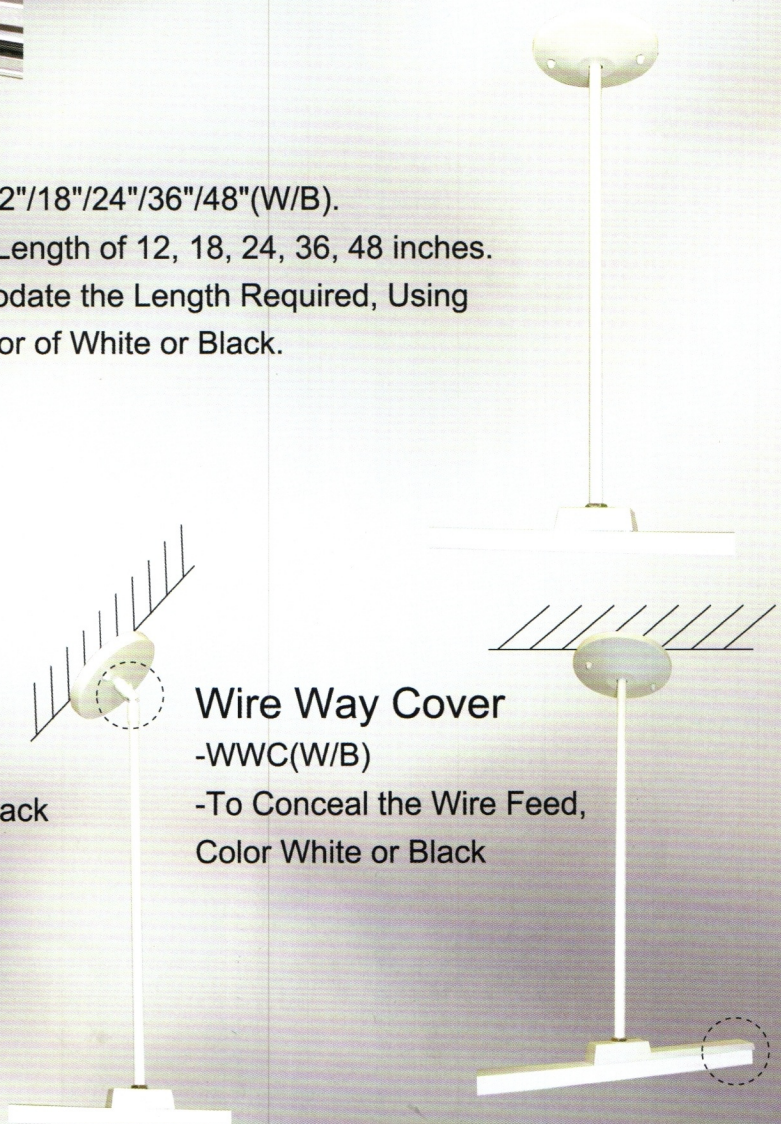

-For Slope Ceiling, Color White or Black



Wire Way Cover

-WWC(W/B)


-To Conceal the Wire Feed,
 Color White or Black




Tracks And Accessories

Live End: LE3 CG(G/S/W/B) LE2(W/B)
-For Power Feed. Direct Wiring

3 Wire



2 Wire




Conduit Live End: LE3 CON(G/S/W/B)
-For BxCable or Romex

3 Wire



Mini I Joint: I J3(G/S/W/B) IJ2(W/B)
-Straight Joiner for 2 Track Sections

3 Wire



2 Wire



Power I Joint: PIJ3(G/S/W/B)
-Straight Joiner with Power Feed

3 Wire




L-Joint: L J3(G/S/W/B) LJ2(W/B)
-Connect 2 Track Sections to form a 90° Angle

3 Wire



2 Wire



Flexible Joint: FX J3(G/S/W/B)
FX J2(W/B)
-Connect 2 Track Sections in Various Corner

3 Wire




2 Wire



T-Joint: T J3(G/S/W/B) TJ2(W/B)
-Connect 3 Track Sections to form a "T" Structure

3 Wire




2 Wire




X-Joint: X J3(G/S/W/B) X J2(W/B)
-Connect 4 Track Sections to form a "X" Structure

3 Wire



2 Wire




Tracks And Accessories


Floating Canopy: FCP3(G/S/W/B), FCP2(W/B)

-Connect Track to Outlet Box. Power Feed Allowed.

3 Wire



2 Wire



Mono Point: MPT3(G/S/W/B), MPT2(W/B)

-To Mount a Track Light to an Outlet Box or the fixtures

3 Wire



2 Wire



Suspension Loop: SSL(W/B)

-Chair Hung Fixtures to Tracks, up to 35 lbs


3 Wire



Suspension Hook: SSK(W/B)


-Hung Fixtures to Track up to 30 lbs

3 Wire




Outlet Adaptor: OA3(W/B)

-Access Track Power with Plugs



Track Adaptor: TAD3(W/B), TAD2(W/B)

-Access Track Power by Wiring, 2 or 3 Wire





Tracks And Accessories



T-Bar Clip: T-clip(W/B)
 T-Bar End Feeder, 3 wire-TF3(W/B)

Outlet Box Cover: OBC3(G/S/W/B) OBC2(W/B)
 -To Cover a Standard Outlet Box



Slope Adaptor: SLAP3(W/B)
 Adjustment for Slope Mounted Track Lights


Extention Ward: ERD3
 (G/S/W/B)-12"/18"/24"/36"/48"
 Pull Track Lights Down To Certain Depth



2-Circuit Tracks And Accessories

8FTC(W/B), 6FTC(W/B), 4FTC(W/B), 2FTC(W/B)
Length of 8, 6, 4, 2 feet with White or Black Finish


Live End Connector: LECL(W/B), LECR(W/B)
Power Feed by Left Side or Right Side.




Mini Connector: IJC(W/B)



Straight Connector: PIJC(W/B)
Straight Joiner with Power Feed.




L Connector: LJC(W/B)




Flexible Connector: FXJC(W/B)




T Connector: TJC(W/B)



X Connector: XJC(W/B)



Conduit Live End:
Bx Cable Feed




T-Bar End Feeder

LE CONCL(W/B)
Right Side



LE CONCR(W/B)
Left Side



Floating Canopy: FCPC(W/B)

