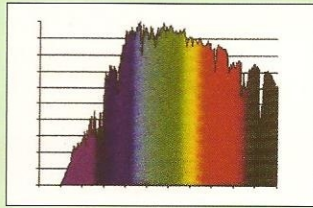


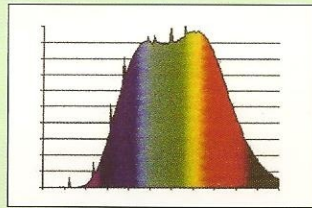
# TRUE LITE

## Natural Fluorescent Colors

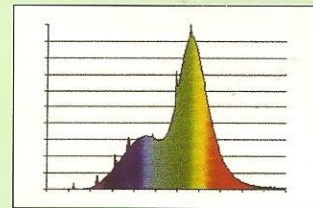
FLUORESCENT



Natural Outdoor Sunlight  
(CRI = 100; Kelvin = 5500)



True Lite Fluorescent  
(CRI = 92; Kelvin = 5720)



Cool White Fluorescent  
(CRI = 62; Kelvin = 4200)

### TRUE LITE:

As close as indoor lighting can come to natural outdoor sunlight. In order to effectively compare artificial light sources, you need to look at each lamp's CRI (Color Rendering Index). Natural outdoor sunlight has a CRI of 100, meaning colors are displayed accurately. Using this natural outdoor sunlight as the standard for all artificial lighting, True Lite is the perfect alternative with the full color spectrum at a CRI of 92!

### T8 >>

Item #	Description	Base	Watts	Color	Lumens	CRI	Hours	Length	Pkg.
05083	F15T8/TL	Bi-Pin	15	True Lite	600	92	7500	18.00	30
30127	F17T8TL	Bi-Pin	17	True Lite	735	92	20,000	24.00	30
30157	F25T8TL	Bi-Pin	25	True Lite	1340	92	20,000	36.00	30
30197	F32T8/TL	Bi-Pin	32	True Lite	1960	92	20,000	48.00	30
30198	F96T8/TL	Single Pin	75	True Lite	N/A	92	20,000	96.00	24

### T12 >>

Item #	Description	Base	Watts	Color	Lumens	CRI	Hours	Length	Pkg.
30017	F20T12/TL	Bi-Pin	20	True Lite	820	92	9,000	24.00	30
30027	F30T12/TL	Bi-Pin	30	True Lite	1500	92	18,000	36.00	30
30037	F40T12/TL	Bi-Pin	40	True Lite	2200	92	20,000	48.00	30
30050	F48T12/TL	Single Pin	39	True Lite	3000	92	9,000	46.00	30
30051	F48T12/TL/HO	RDC	60	True Lite	3000	92	9,000	46.00	30
30052	F72T12/TL	Single Pin	55	True Lite	3200	92	12,000	72.00	15
30055	F96T12/TL/HO	RDC	110	True Lite	6500	92	12,000	96.00	15
30054	F96T12/TL	Single Pin	75	True Lite	4400	92	12,000	96.00	15