

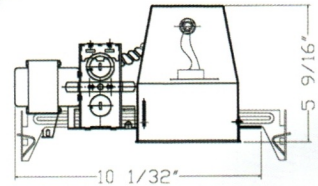


RECESS 4" LOW VOLTAGE HOUSING SYSTEM



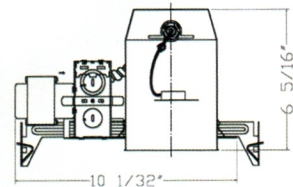
DL-01

New Construction Low Voltage
Non-IC Housing
Socket: GX 5.3
Lamp: MR16 50W, 12V



DL-475

New Construction Low Voltage
Non-IC Housing
Socket: GX 5.3
Lamp: MR16 75W, 12V



Description: Small aperture low voltage housing for accent and task lighting. Lampholder on trims adjusts 40° from vertical. The housing is designed for Low Voltage MR16 lamps.

Housing Features:

1. Integral thermal protector guards against misuse of insulation materials and improper lamping.
2. Integral magnetic transformer steps line voltage down to lamp operating voltage.
3. Junction Box is listed for through branch circuit wiring and has three 1/2" knockouts and four Romex knockouts with true pryout slots. Romex pryouts include built in strain relief and require no additional clamps.
4. Pre-installed, captive bar hangers allow housing to be positioned at any point within a 24" joist span. Score lines provided for easy field shortening for 12" joists.
5. 120V magnetic transformer for lamps up to 50W. Refer to DL-475 for 75W lamps.
6. Unique arrowhead design provides "Nailless" installation. Bar hangers can be repositioned 90° without tools on plaster frame. Hangers fit onto T-Bar spline for quick alignment and can be permanently secured with optional T-Bar clip.


Installation Features:

1. 5 1/2" Height allows use in 2"X6" joist construction.
2. Housing can be removed from plaster frame for junction box access.


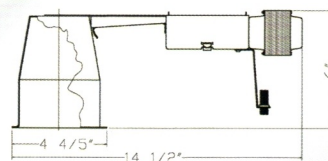
listings:

1. UL Damp Location UL Feed Through ETL Certified CETL Certified CUL Feed Through
2. For non-insulated ceilings or where insulation can be kept 3" from housing (U.S. only)

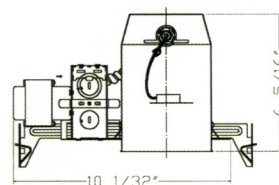
RECESS 4" LOW VOLTAGE HOUSING SYSTEM



DL-02
Remodel Low Voltage
Non-IC Housing
Socket:GX 5.3
Lamp:MR16 50W, 12V



DL-475R
Remodel Low Voltage
Non-IC Housing
Socket:GX 5.3
Lamp:MR16 75W, 12V



Description: Small aperture low voltage remodel housing for accent and task lighting. Lampholder on trims adjusts 40° from vertical (eyeball trim adjusts 30°). The housing is designed for Low Voltage MR16 lamps.

Housing Features:


1. Integral thermal protector guards against misuse of insulation materials and improper lamping.
2. Junction box is listed for through branch circuit wiring and has six 1/2" knockouts with true pryout slots.
3. Four Romex pryouts simplify Romex installation.
4. 120V magnetic transformer.

Installation Features:

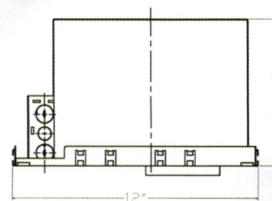
1. 5 1/2" Height allows use in 2"X6" joist construction.
2. Unit slips through 4 1/2" ceiling opening.
3. Four remodel clips secure housing and accommodate various ceiling thickness.
4. For non-insulated ceilings or where insulation can be kept 3" from housing (U.S. only)

listings: UL Damp Location UL Feed Through CUL Certified IP Certified
ETL/CETL Certified

RECESS 4" LOW VOLTAGE HOUSING SYSTEM



DL-01 ICAT
New Construction Low Voltage
Air Tight IC Housing
Socket:GX 5.3
Lamp:MR16 50W, 12V



Description:

- 1.Small aperture low voltage AIR-TIGHT Housing for task and accent lighting where housing will be in direct contact with insulation. Lampholder on trims adjusts 40° from vertical (eyeball trim adjusts 30°).
- 2.The AIR-TIGHT construction limits air exchange between the plenum and heated or air conditioned areas. The housing is designed for use with Low Voltage MR16 lamps.

Housing Features:

- 1.integral thermal protector guards against improper lamping.
- 2.Double wall housing construction.
- 3.Junction box is listed for through branch circuit wiring and has seven 1/2" knockouts with true pryout slots and four Romex pryouts with integral strain relief.
- 4.Pre-installed, captive bar hangers allow housing to be positioned at any point within a 24" joist span. Unique arrowhead design provides "Nailless" installation.
- 5.120V magnetic transformer. Bar hangers can be repositioned 90° without tools. Hangers fit onto T-Bar spline for quick alignment and can be permanently secured with optional T-Bar clip.

Installation Features:

- 1.7 1/4" Height allows use in 2"X8" joist construction.
- 2.Housing can be removed from plaster frame for junction box and transformer access.

listings:UL Damp Location UL Feed Through ETL Certified CETL Certified CUL Feed Through Meets State of Washington Restricted Air Flow Requirements

RECESS TRIMS FOR 4" LOW VOLTAGE HOUSING



DLT 1 B
Black Baffle
White Ring
MR16



DLT 1 BG
Black Baffle
Gold Ring
MR16



DLT 1 BC
Black Baffle
Chrome Ring
MR16



DLT 1 BS
Black Baffle
Satin Nickel Ring
MR16



DLT 1 W
White Baffle
White Ring
MR16



DLT 1 WG
White Baffle
Gold Ring
MR16



DLT 1 WC
White Baffle
Chrome Ring
MR16



DLT 1 WS
White Baffle
Satin Nickel Ring
MR16



DLT 2 C
Chrome Reflector
White Ring
MR16



DLT 2 CG
Chrome Reflector
Gold Ring
MR16



DLT 2 CC
Chrome Reflector
Chrome Ring
MR16



DLT 2 CS
Chrome Reflector
Satin Nickel Ring
MR16



DLT 2 G Aluminum
Gold Reflector
White Ring
MR16



DLT 2 GG
Gold Reflector
Gold Ring
MR16



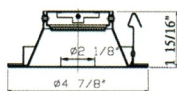
DLT 2 GC
Gold Reflector
Chrome Ring
MR16



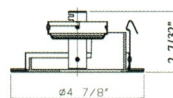
DLT 2 GS
Gold Reflector
Satin Nickel Ring
MR16



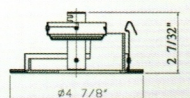
DLT 3 W
Slot Aperture
White
MR16



DLT 5 WB
White Pin Hole
Black Baffle
MR16



DLT 5 WC
White Pin Hole
Chrome Reflector
MR16



DLT 4 WB
White Eyeball
Black Baffle
MR16



DLT 4 GB
Gold Eyeball
Black Baffle
MR16



DLT 4 CB
Chrome Eyeball
Black Baffle
MR16

RECESS TRIMS FOR 4" LOW VOLTAGE HOUSING

RECESS LIGHT LOW VOLTAGE 4"



DLT 6 W
Die Cast Flatball
White
MR16



DLT 6 B
Die Cast Flatball
Black
MR16



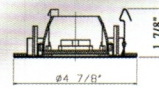
DLT 6 G
Die Cast Flatball
Gold
MR16



DLT 6 C
Die Cast Flatball
Chrome
MR16



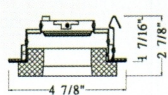
DLT 6 SN
Die Cast Flatball
Satin Nickel
MR16



DLT 7 F
Drop Flat Glass
Frost White
MR16



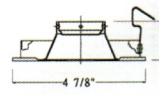
DLT 7 BU
Drop Flat Glass
Blue
MR16



DLT 9 WB
Black Baffle
MR16



DLT 9 WW
White Wall Wash
White Baffle
MR16



DLT 81 W
Square Adjustable
e
6



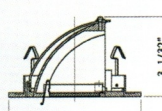
DLT 81 B
Square Adjustable
Black
MR16



DLT 81 G
Square Adjustable
Gold
MR16



DLT 81 SN
Square Adjustable
Satin Nickel
MR16



DLT 82 W
Round Adjustable
White
MR16



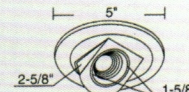
DLT 82 B
Round Adjustable
Black
MR16



DLT 82 G
Round Adjustable
Gold
MR16



DLT 82 C
Round Adjustable
Chrome
MR16




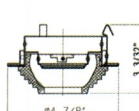
DLT 83 W
Step Glass
White Frost
MR16



DLT 83 BU
Step Glass
Blue Frost
MR16



DLT 83 P
Step Glass
Pink
MR16



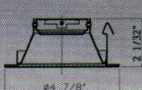
DLT 424SN
Square
Satin Nickel
MR16



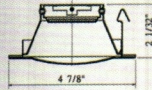
DLT 424W
Square
White
MR16



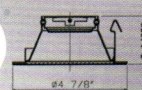
DLT 84 A
Frost Glass Panel
White Reflector
MR16



DLT 84 D
Drop Frost Glass
White Reflector
MR16



DLT 84 F
Fresnel glass shower
White Reflector
MR16



RECESS TRIMS FOR 4" LOW VOLTAGE HOUSING

RECESS LIGHT LOW VOLTAGE 4"



DLT 85 W
Regressed
White Eyeball
White Baffle
MR16



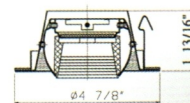
DLT 85 GB
Regressed
Gold Eyeball
Black Baffle
MR16




DLT 85 C
Regressed
Chrome Eyeball
Chrome Reflector
MR16



DLT 85 G
Regressed
Gold Eyeball
Gold Reflector
MR16



DLT 86 WB
White Gimbal
Black Baffle
MR16



DLT 86 WW
White Gimbal
White Baffle
MR16



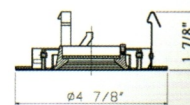
DLT 86 CB
Chrome Gimbal
Black Baffle
MR16




DLT 86 GB
Gold Gimbal
Black Baffle
MR16




DLT 86 SN
Satin Nickel Gimbal
Black Baffle
MR16



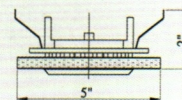
DLT 87 G
Round Acrylic
Gold Drop
MR16



DLT 87 C
Round Acrylic
Chrome Drop
MR16




DLT 87 SN
Round Acrylic
Satin Nickel Drop
MR16



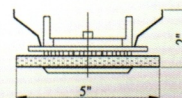
DLT 88 G
Octagonal Acrylic
Gold Drop
MR16




DLT 88 C
Octagonal Acrylic
Chrome Drop
MR16



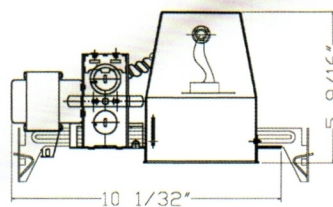
DLT 88 SN
Octagonal Acrylic
Satin Nickel Drop
MR16



RECESS SYSTEM 4" LINE VOLTAGE HOUSING



DN-04
New Construction Line Voltage
Non IC Housing
Socket:E27
Lamp:PAR20/R20



Description: Small aperture housing for providing accent and task lighting.


Housing Features:

1. Integral thermal protector guards against misuse of insulation material and improper lamping.
2. Junction Box is listed for through branch circuit wiring and has seven 1/2" knockouts and four Romex knockouts with true pryout slots. Romex knockouts include built in strain relief and require no additional clamps.

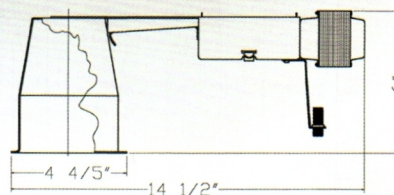
Installation Features:

1. Housing can be removed from plaster frame for junction box access.
2. Pre-installed, captive bar hangers allow housing to be positioned at any point within a 24" joist span. Score lines provided for easy field shortening for 12" joists.
3. Unique arrowhead design provides "Nailless" installation. Bar hangers can be repositioned 90° without tools. Hangers fit onto T-Bar spline for quick alignment and can be permanently secured with optional T-Bar clip.

listings: UL Damp Location UL Feed Through CSA Certified IP Rated



DN-05
Remodel Line Voltage
Non IC Housing
Socket:E27
Lamp:PAR20/R20



Description: Small aperture remodel housing for accent and task lighting.

Housing Features:


1. Integral thermal protector guards against misuse of insulation materials and improper lamping.
2. Junction box is listed for through branch circuit wiring and has seven 1/2" knockouts with true pry-out slots.
3. Four Romex pryouts with integral traps simplify Romex installation.

Installation Features:

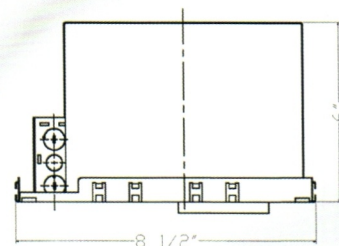
1. 6 1/2" Height allows use in 2"X6" joist construction.
2. Unit slips through 4 1/4" ceiling opening.
3. Four remodel clips secure housing and accommodate various ceiling thickness.

listings: UL Damp Location UL Feed Through ETL Certified CETL Certified CUL Feed Through

RECESS SYSTEM 4" LINE VOLTAGE HOUSING



DN-04 ICAT
New Construction Line Voltage
Air Tight IC Housing
Socket:E27
Lamp:PAR20/R20



Description:

- 1.Small aperture housing for providing accent and task lighting where housing will be in direct contact with ceiling insulation.
- 2.The AIR-TIGHT construction limits air exchange between the ceiling plenum and heated or air conditioned areas.

Housing Features:

- 1.DN-04ICAT is an AIR-TIGHT fixture sealed and gasketed to prevent airflow between plenum spaces and heated areas.
- 2.Integral thermal protector guards against misuse of insulation materials and improper lamping.
- 3.Double wall housing construction.
- 4.Junction box is listed for through branch circuit wiring and has seven 1/2" knockouts and four Romex knockouts with true pryout slots. Romex knockouts include built in strain relief and require no additional clamps.
- 5.Captive bar hangers span 24" joists and allow housing to be positioned at any point of fully extended hanger bars. Score lines provided for easy field shortening for 12' joists. Unique arrowhead design provides "Nailless" installation.

Installation Features:

- 1.5 1/8" Height allows use in 2"X6" joist construction.
- 2.Housing can be removed from plaster frame for junction box access.

listings:UL Damp Location UL Feed Through CUL Certified CETL Certified

CUL FEED Through Meets State of Washington Restricted Air Flow Requirements

RECESS TRIMS FOR 4" LINE VOLTAGE HOUSING

RECESS LIGHT LINE VOLTAGE 4"



DNT 40 B
Black Baffle
White Ring
PAR20/R20



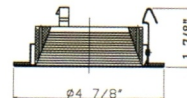
DNT 40 BG
Black Baffle
Gold Ring
PAR20/R20



DNT 40 BC
Black Baffle
Chrome Ring
PAR20/R20



DNT 40 BS
Black Baffle
Satin Nickel Ring
PAR20/R20



DNT 40 W
White Baffle
White Ring
PAR20/R20



DNT 40 WG
White Baffle
Gold Ring
PAR20/R20



DNT 40 WC
White Baffle
Chrome Ring
PAR20/R20



DNT 40 WS
White Baffle
Satin Nickel Ring
PAR20/R20



DNT 45 C
Chrome Reflector
White Ring
PAR20/R20



DNT 45 CG
Chrome Reflector
Gold Ring
PAR20/R20



DNT 45 CC
Chrome Reflector
Chrome Ring
PAR20/R20



DNT 45 CS
Chrome Reflector
Satin Nickel Ring
PAR20/R20



DNT 45 G
Gold Reflector
White Ring
PAR20/R20



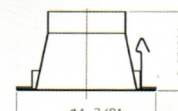
DNT 45 GG
Gold Reflector
Gold Ring
PAR20/R20



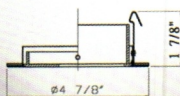
DNT 45 GC
Gold Reflector
Chrome Ring
PAR20/R20




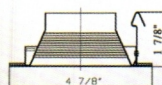
DNT 45 GS
Gold Reflector
Satin Nickel Ring
PAR20/R20



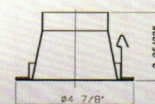
DNT 43 W
Slot Aperture
White
R20/R20



DNT 47 WB
White Pin Hole
Black Baffle
PAR20/R20



DNT 47 WC
White Pin Hole
Chrome Reflector
PAR20/R20



RECESS TRIMS FOR 4" LINE VOLTAGE HOUSING

RECESS LIGHT LINE VOLTAGE 4"



DNT46W/R
DNT 46 W
Gimbal Ring
White
PAR20/R20



DNT46B/R
DNT 46 B
Gimbal Ring
Black
PAR20/R20




DNT46G/R
DNT 46 G
Gimbal Ring
Gold
PAR20/R20



DNT46C/R
DNT 46 C
Gimbal Ring
Chrome
PAR20/R20



DNT46SN/R
DNT 46 SN
Gimbal Ring
Satin Nickel
PAR20/R20



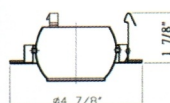
DNT 48 W
Eyeball
White
PAR20/R20




DNT 48 G
Eyeball
Gold
PAR20/R20



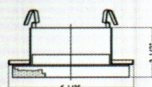
DNT 48 C
Eyeball
Chrome
PAR20/R20



DNT 41 F
Flat Drop Glass
Frost White
PAR20/R20




DNT 41 BU
Flat Drop Glass
Frost Blue
PAR20/R20




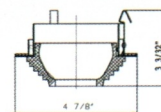
DNT 42 F
Step Glass
Frost White
PAR20/R20




DNT 42 BU
Step Glass
Frost Blue
PAR20/R20



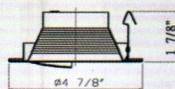
DNT 42 P
Step Glass
Frost Pink
PAR20/R20



DNT 49 WW
White Wall Washer
White Ring
PAR20/R20



DNT 49 WB
Black Wall Washer
White Ring
PAR20/R20




4" Housing System: Shower Trims

Using Compact Fluorescent and regular A type Bule

PSM11
11W mini-screw



P4US15
15W,4U




Albalite with Reflector



Fresnel with Reflector



Drop Opal with Reflector



If Using Reflector R & PAR Bule
Take reference to our recess lighting book.



DNT44A
DNT44A/C

Albalite Shower
PAR20/R20
White




DNT44AG
DNT44AG/C

Albalite Shower
PAR20/R20
Gold



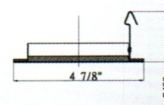
DNT44AC
DNT44AC/C

Albalite Shower
PAR20/R20
Chrome



DNT44AS
DNT44AS/C

Albalite Shower
PAR20/R20
Satin Nickle



DNT44F
DNT44F/C

Fresnel Shower
PAR20/R20
White



DNT44FG
DNT44FG/C

Fresnel Shower
PAR20/R20
Gold



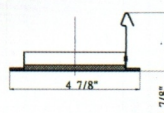
DNT44FC
DNT44FC/C

Fresnel Shower
PAR20/R20
Chrome



DNT44FS
DNT44FS/C

Fresnel Shower
PAR20/R20
Satin Nickle



DNT44D
DNT44D/C

Drop Opal Shower
PAR20/R20
White



DNT44DG
DNT44DG/C

Drop Opal Shower
PAR20/R20
Gold



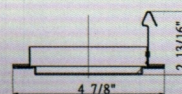
DNT44DC
DNT44DC/C

Drop Opal Shower
PAR20/R20
Chrome



DNT44DS
DNT44DS/C

Drop Opal Shower
PAR20/R20
Satin Nickle

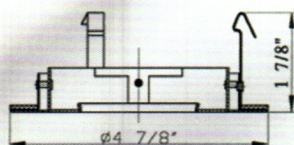


4" Housing System: Gimble Ring Trims

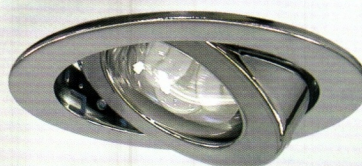
For Compact Fluorescent Reflector Bule

R20 P11(11W)


Incadescent R20, Haloger PAR20 Bulbs.



DNT46G/R
Gimbal Ring
Gold
PAR20/R20



DNT46C/R
Gimbal Ring
Chrome
PAR20/R20



DNT46SN/R
Gimbal Ring
Satin Nickel
PAR20/R20



DNT46W/R
Gimbal Ring
White
PAR20/R20



DNT46B/R
Gimbal Ring
Black
PAR20/R20